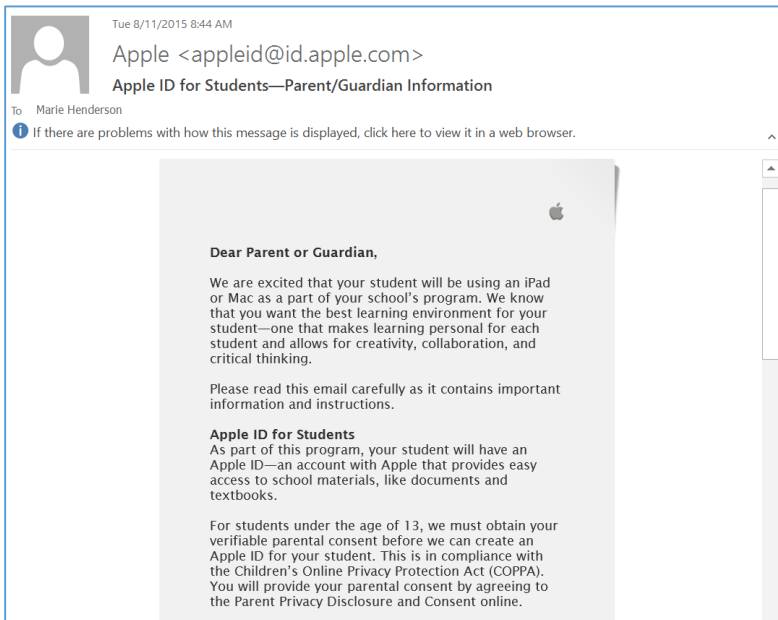


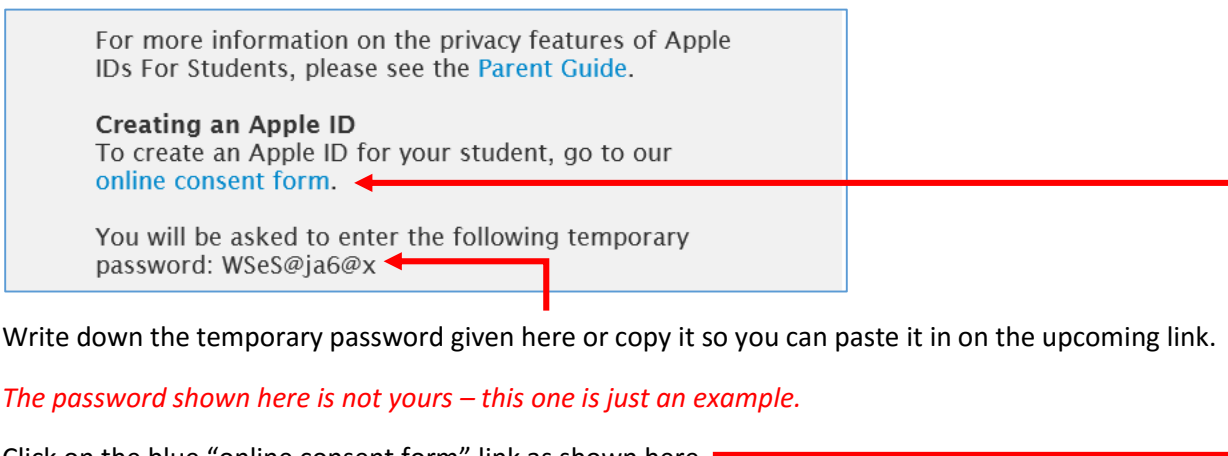
As a parent of a K-8 student in USD 489, you've received an email from Apple regarding creating an Apple ID for your student(s). This document will walk you through the process. If you have any issues or questions, don't hesitate to contact us Amy Veatch (aveatch@usd489.com) or Marie Henderson (mhenderson@usd489.com).

It is important that you complete this process for your child. If the Apple ID creation is not completed, your child cannot be issued an iPad for instructional use in school. Please complete this process by Wednesday, August 19, 2015.

The email from Apple looks like this:



Scroll down until you see this portion of the email:



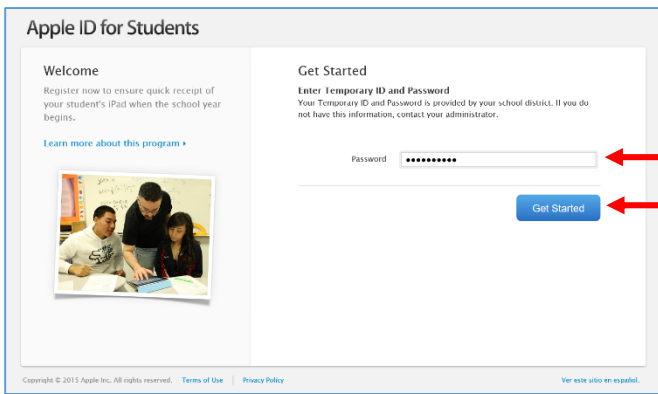
Write down the temporary password given here or copy it so you can paste it in on the upcoming link.

The password shown here is not yours – this one is just an example.

Click on the blue "online consent form" link as shown here.

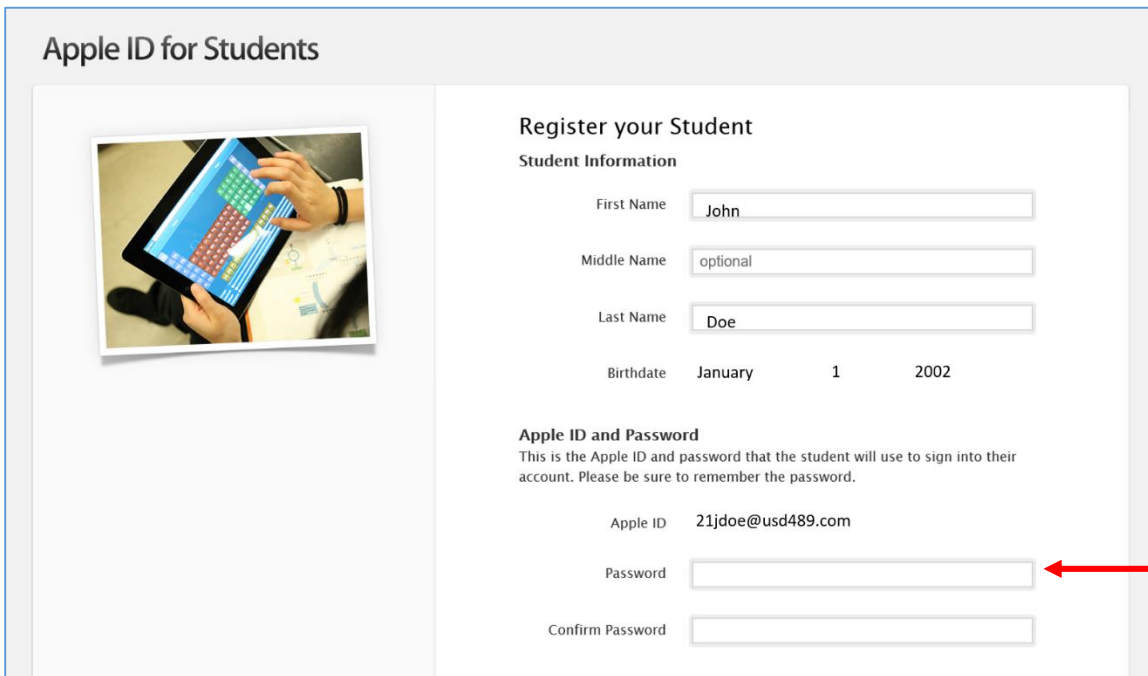
Instructions continued on the next page....

This screen will appear in your browser. Enter the temporary password from your email and click "Get Started".



Now you will register your student. Some the information is already filled in for you. Please leave it alone.

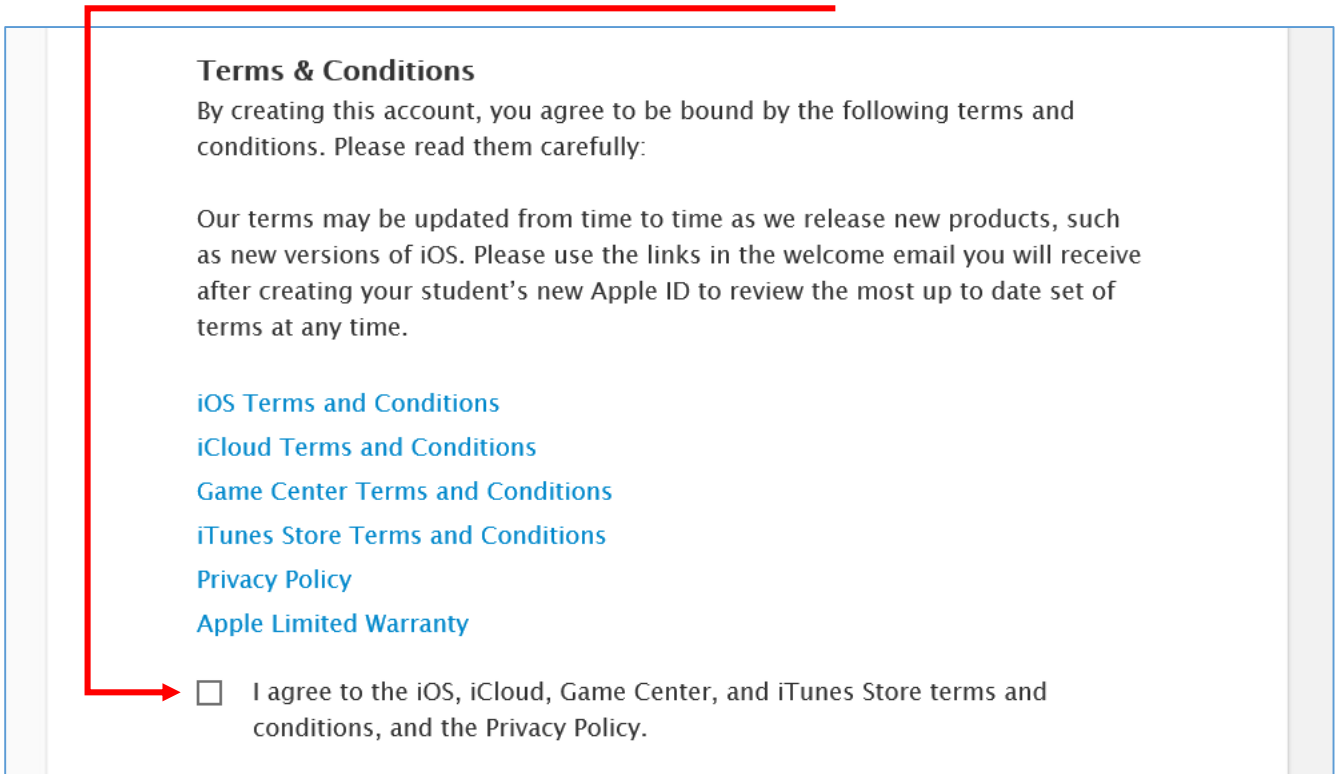
Complete each of the blank fields throughout this page. **Write down the password you create here and keep it in a safe place.**



As you scroll down this screen, you will be asked to select and answer "Security Questions". **Please write those down and keep them in a safe place as well.**

Instructions continued on the next page.....

Towards the bottom of this page, you need to check the box shown here:



Terms & Conditions

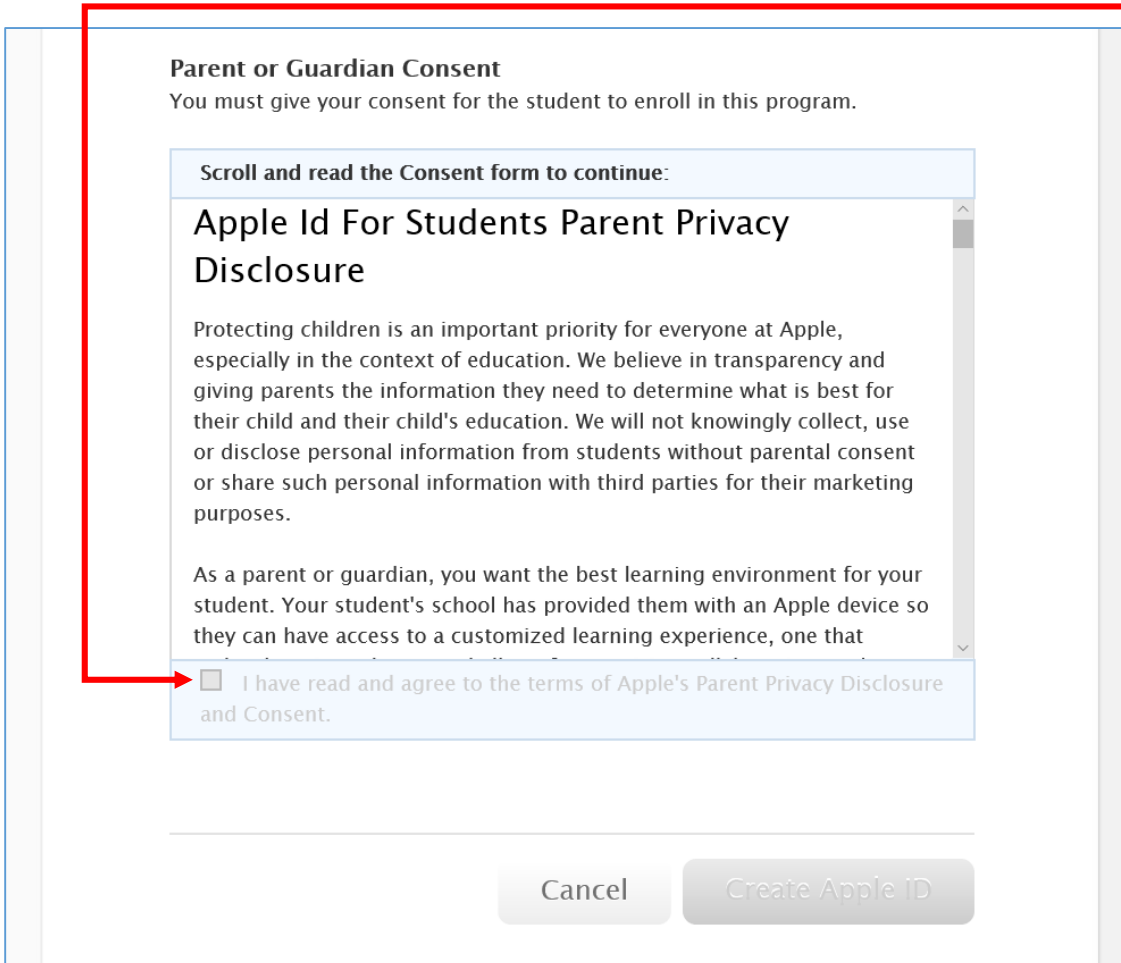
By creating this account, you agree to be bound by the following terms and conditions. Please read them carefully:

Our terms may be updated from time to time as we release new products, such as new versions of iOS. Please use the links in the welcome email you will receive after creating your student's new Apple ID to review the most up to date set of terms at any time.

[iOS Terms and Conditions](#)
[iCloud Terms and Conditions](#)
[Game Center Terms and Conditions](#)
[iTunes Store Terms and Conditions](#)
[Privacy Policy](#)
[Apple Limited Warranty](#)

I agree to the iOS, iCloud, Game Center, and iTunes Store terms and conditions, and the Privacy Policy.

Further down, you will need to scroll through the Parent Consent Information and check the box given there as well:



Parent or Guardian Consent

You must give your consent for the student to enroll in this program.

Scroll and read the Consent form to continue:

Apple Id For Students Parent Privacy Disclosure

Protecting children is an important priority for everyone at Apple, especially in the context of education. We believe in transparency and giving parents the information they need to determine what is best for their child and their child's education. We will not knowingly collect, use or disclose personal information from students without parental consent or share such personal information with third parties for their marketing purposes.

As a parent or guardian, you want the best learning environment for your student. Your student's school has provided them with an Apple device so they can have access to a customized learning experience, one that

I have read and agree to the terms of Apple's Parent Privacy Disclosure and Consent.

Cancel Create Apple ID

Instructions continued on the next page....

Once you check the box, the “Create Apple ID” button will turn blue. Click it.

Parent or Guardian Consent
You must give your consent for the student to enroll in this program.

Scroll and read the Consent form to continue:

disclosure of your student's information as set forth in [Apple's Privacy Policy](#) and this Disclosure. You further agree that your student's school has the right to reset the Apple ID for Students password on your student's behalf.

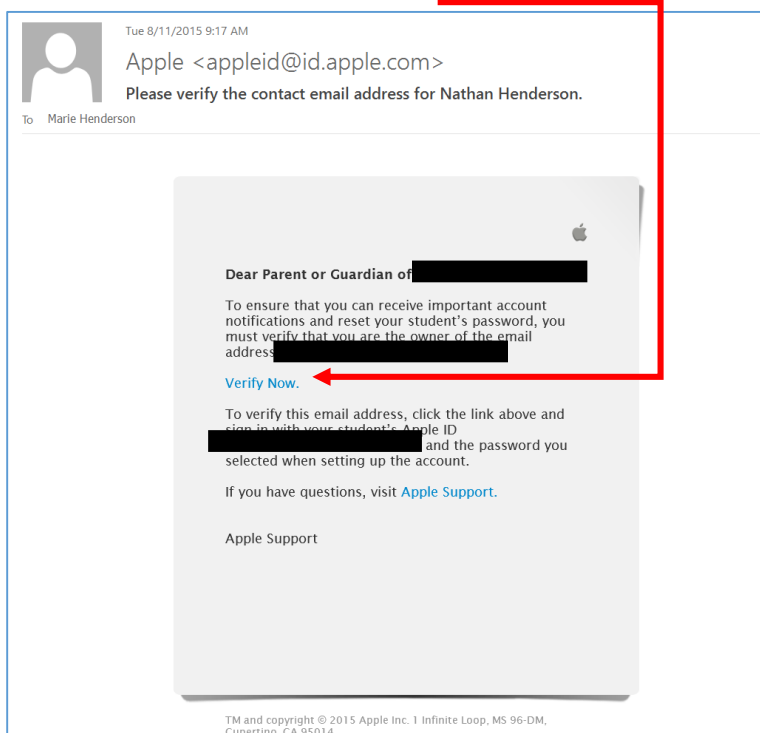
Please Note: This consent does not apply to the data collection practices of any third parties. Third parties, including developers of apps utilized by the school system, that may collect, use, or disclose your student's information, are responsible for obtaining separate verifiable consent.

If you have any questions or concerns regarding [Apple's Privacy Policy](#) or this Disclosure, please contact us using the contact information provided above.

I have read and agree to the terms of Apple's Parent Privacy Disclosure and Consent.

Cancel Create Apple ID

Now you need to return to your email. There will be two new emails in your inbox. The more recent of the two looks like this. Click the light blue “Verify Now” button in the center of this email.



Instructions continued on the next page...

Enter your student's Apple ID and the password you created with your registration here. Then click Verify Address.

My Apple ID

Verify your email address.
Please verify the email address associated with your Apple ID.

Sign in to verify your email address.
To verify the email address **mhenderson@usd489.com**, please sign in with your Apple ID and password.

[Forgot your Apple ID?](#)

[Forgot your password?](#)

[Verify Address](#)

Email Verification

Copyright © 2015 Apple Inc. All rights reserved. [Terms of Use](#) | [Privacy Policy](#) [Choose your country or region](#)

This screen will appear.

My Apple ID

Verify your email address.

Email address verified.

Thank you for verifying your address. **mhenderson@usd489.com** is now associated with your Apple ID.

Email Verification

Copyright © 2015 Apple Inc. All rights reserved. [Terms of Use](#) | [Privacy Policy](#) [Choose your country or region](#)

Complete this process for each of your students. Thank you.